

TI-84PLUS AND TI-84PLUS CE HANDHELD – COMPARISON

Technical Specifications



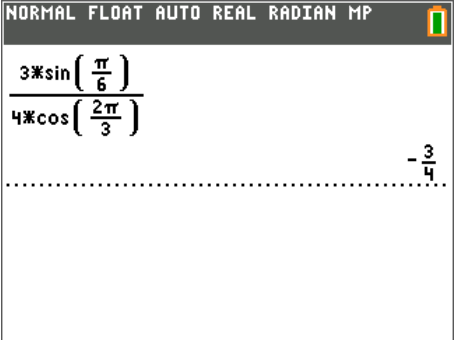
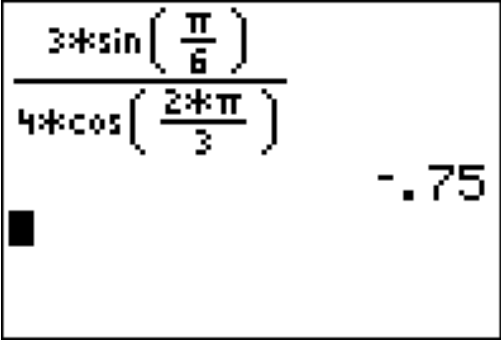
TI-84Plus CE



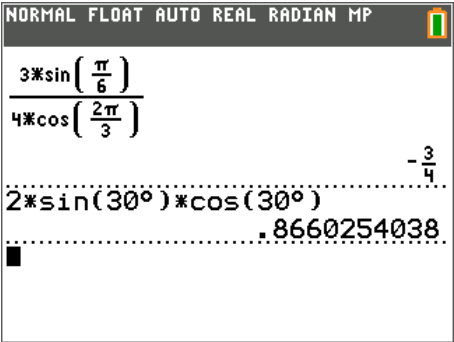
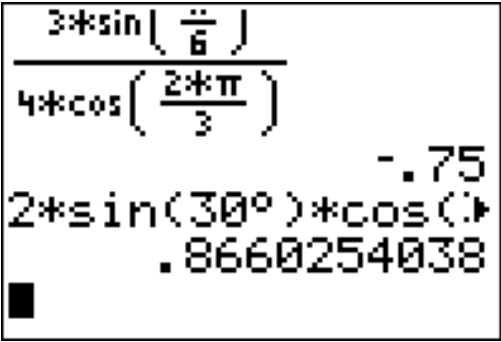
TI-84Plus

	TI-84Plus CE	TI-84Plus
Screen Details		
Display	16 bit Colour	Monochrome
Illumination	Backlit	LCD
Screen Size	320 x 240 pixels (71mm Diagonal)	96 x 64 pixels (89mm Diagonal)
Resolution	140 DPI	32 DPI
Power Source		
4 x AAA	✗	✓
Rechargeable	✓	✗
CPU & Memory		
Storage Memory	3Mb	0.48Mb
Operating Memory	0.154Mb	0.024Mb
Keypad		
Navigation	No Change	No Change
Software		
Applications	Cabri™ Jr – (Geometry) Conic Graphing Inequality Graphing Cell Sheet™ (Spreadsheet) Language Localisation Periodic Table Polynomial Root Finder & Simultaneous Equation Solver Probability Simulation Science Tools TI Test Guard* Transformation Graphing Vernier Easy Data	Cabri™ Jr – (Geometry) Conic Graphing Inequality Graphing Probability Simulation Science Tools Study Cards Learn Check Topics in Algebra 1 Transformation Graphing Vernier Easy Data
	Note: Applications may be added / deleted to suit user requirements.	
Operating System		
Handheld	Version 5.0.0	Version 2.55MP

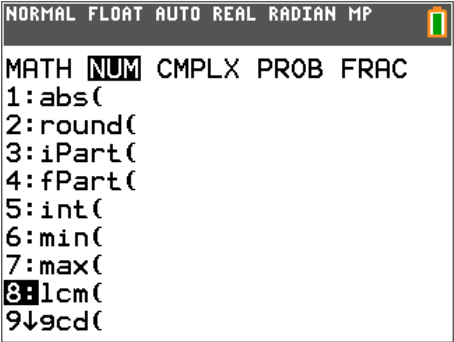
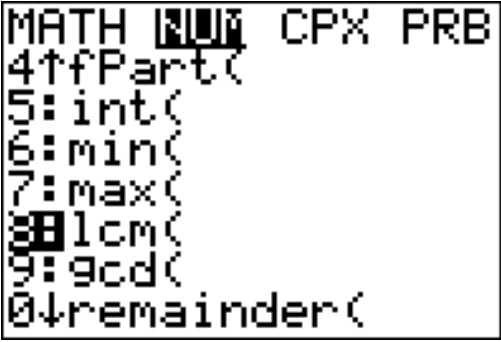
CALCULATOR APPLICATION

Functionality	TI-84Plus CE	TI-84Plus
Common mathematical computations		

Both devices offer a two dimensional editing facility in the calculator application.
Notice that the CE also provides current mode settings across the top of the screen.

Readability and screen resolution		
-----------------------------------	--	---

The higher screen resolution of the CE provides for larger mathematical expressions to occupy a single line making it easier for students to follow.

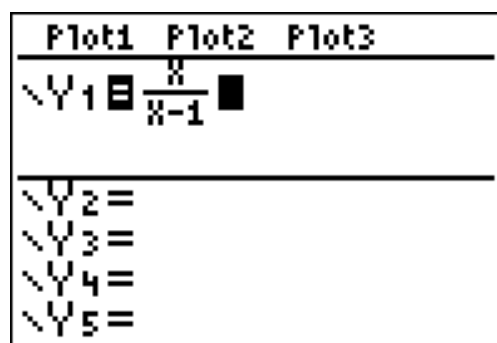
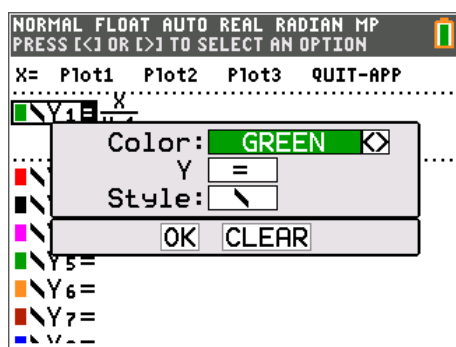
Menu Structure		
----------------	---	--

The menu structure of the CE is almost the same, item for item as the original TI-84Plus.
The example above shows the option for the lowest common multiple (LCM) of a number is located in the number (NUM) menu on both devices and is still item number eight (8). The higher resolution of the CE makes more options visible on a single screen.
In the example shown here the Number (Num) menu on the CE shows nine (9) available options compared with seven (7) on the TI-84Plus. The fraction (FRAC) menu is also available via the same screen and some items are afforded a slightly larger description: 'cmplx' rather than 'cpx'.

GRAPHING


Functionality	TI-84Plus CE	TI-84Plus
---------------	--------------	-----------

Equation Editing



The higher screen resolution of the CE provides for additional visual information supporting functionality options such as changing colour, equality and line style. With the exception of the colour options, these changes are also available on the TI-84Plus, however the user does not receive the additional prompting information shown on the left.

Images



Not Applicable

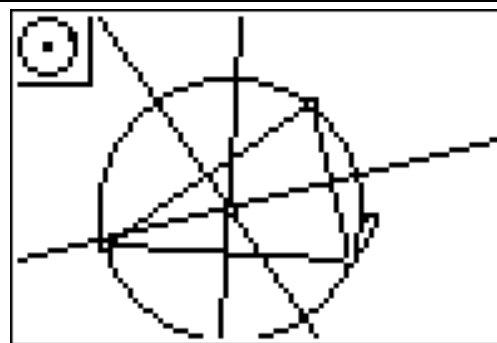
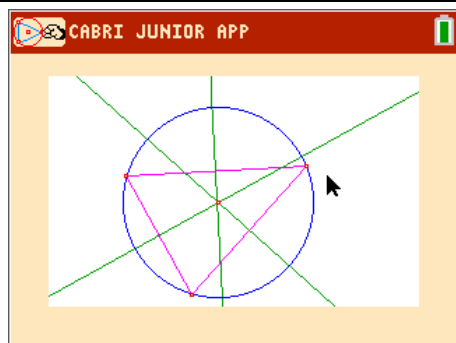
The TI-84Plus CE has provisions for users to insert a background image for a graph using commonly available image formats. The TI-84Plus uses a proprietary image format with limited editing available through dedicated software with a monochrome output.

APPLICATIONS

Note that with the exception of the Finance application, all other applications can be either removed (uninstalled) or blocked using the Test Guard Application.

Functionality	TI-84Plus CE	TI-84Plus
---------------	--------------	-----------

Dynamic Geometric



Cabri™ Jr

The Cabri Jr Application comes standard with all versions of the TI-84Plus series. The combination of higher resolution and colour options makes the CE visually more powerful.

Functionality	TI-84Plus CE	TI-84Plus
---------------	--------------	-----------

Exam Tools

NORMAL FLOAT AUTO REAL RADIAN MP
TEST MODE

RESET OPTIONS

DISABLE APPS & PROGRAMS
DISABLE Pic & Image VARS

ANGLE: RADIAN **DEGREE**
STAT DIAGNOSTICS: **ON** OFF
DISABLE logBASE: **YES** NO
DISABLE Σ(: **YES** NO

[ESC]

[OK]

Press to Test

SETUP CALCS
DELETE **DISABLE**
BOTH PROGRAMS APPS
ANGLE: RADIAN **DEGREE**
STAT DIAGNOSTICS: **ON** OFF
APPS TO KEEP: **NONE** CHOOSE
[←] [OK] [HELP]

Test Guard

The Test Guard Application is recognised internationally including courses such as the International Baccalaureate. This is an application that can be put on any TI-84Plus calculator. Press to Test is built now incorporated in the Calculator operating system and is incorporated in all TI-84Plus CE units.

Stored programs, applications or both can be blocked using this application, alternatively specific applications can be blocked or preserved.

Once the calculator is set in this mode it can not be exited without a physical connection to another calculator or computer. To determine if the calculator is in an Examination mode, press the Apps button on the calculator to see the status.

To activate Press to Test, turn the calculator off, hold down the left and right arrow keys whilst the calculator is turned back on, make the appropriate selections and choose OK.

For more information visit:

<http://education.ti.com/en/us/solutions/test-preparation-tools/tabs/exam-acceptance>